

Safety Sign Guide



- HIGH QUALITY 1.5MM THICK SOLID ALUMINIUM PLATE
- VARIOUS MOUNTING OPTIONS
- DURABLE SCREEN PRINTED INK DESIGN
- COMPLIANT TO EN 3864 AND ISO 7010 STANDARDS

Kee Signage Placement Suggestions

Mandatory Signs

No Admittance - Authorised Personnel Only.

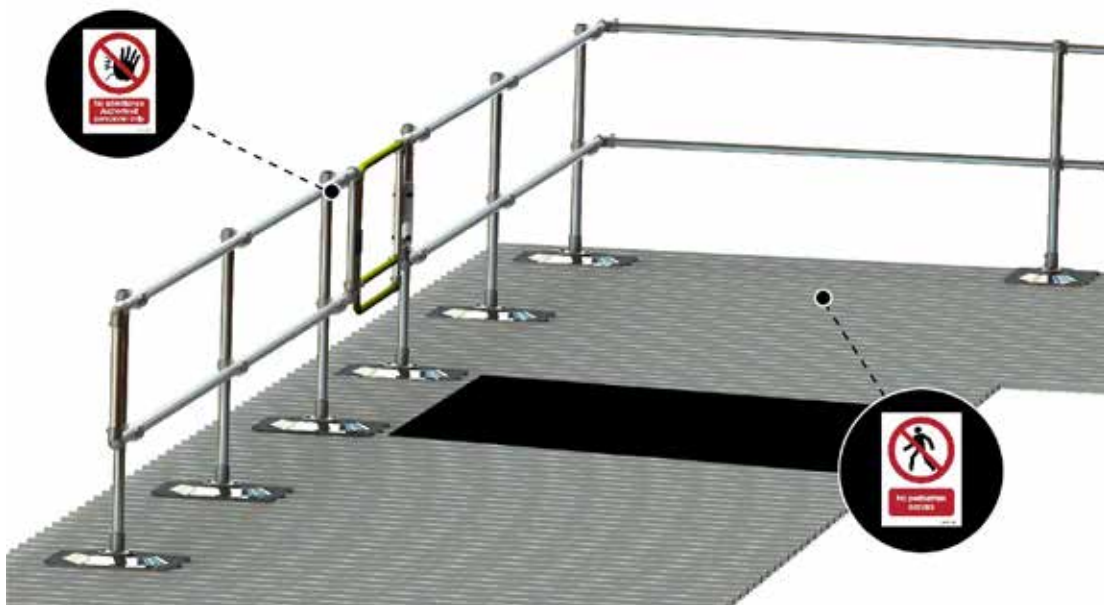
SIENNOPE1

Short code **SENNP1**

No Pedestrian Access.

SIENNOAD1

Short Code **SENNA1**



Warning Signs

Danger Drop.

SIENDAND1

Short code **SENDD1**

Danger Fragile Roof

SIENFRAG1

Short code **SENFR1**

Danger Slippery Surface

SIENSLIP1

Short code **SENSS1**

Danger Trip Hazard

SIENTRIP1

Short code **SENTH1**



Warning Signs

Harness Must Be Worn.

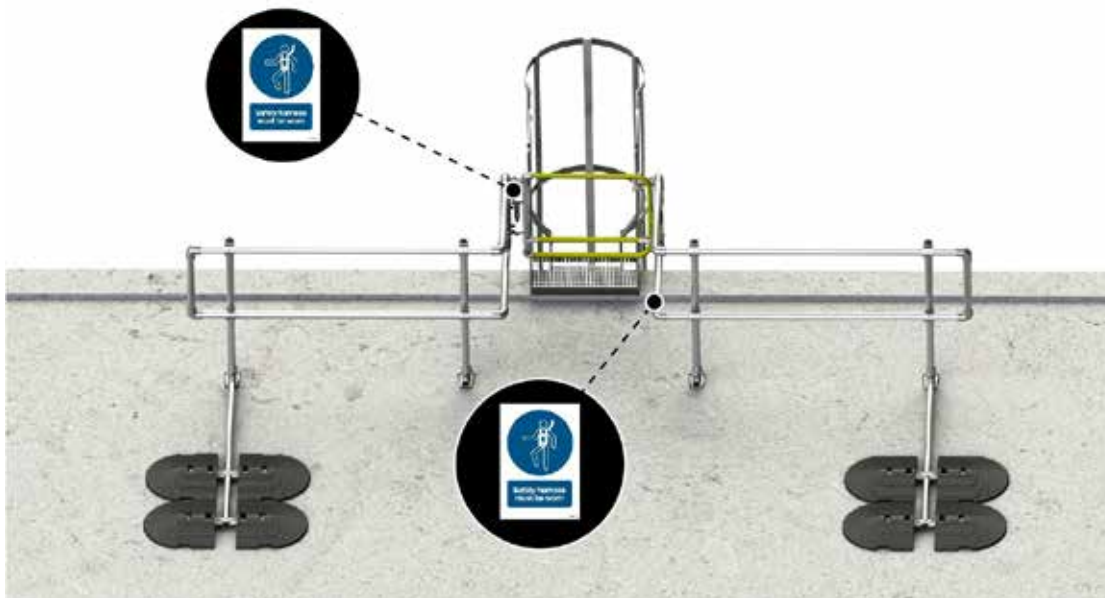
SIENHARN1

Short code **SENHA1**

Pedestrians Must Use This Route

SIENPEDM1

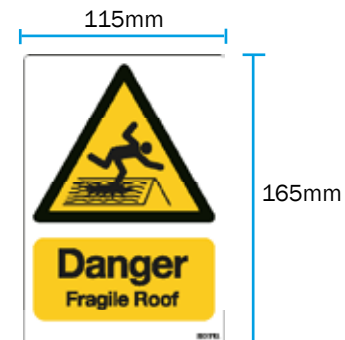
Short code **SENPM1**



About Kee Signs

The **KEE SIGNS** range is available to help ensure a safer environment for both workers and the general public. They are a useful addition to places of work to indicate any possible hazards, restricted areas, or mandatory actions. Their 115 x 165mm size makes them ideal for mounting onto a roof, using the secure fixing kit options listed below. **KEE SIGNS** are available individually and are constructed of solid, durable aluminium plate, with a high quality screen printed design for maximum service life and UV resistance, making them suitable for use both indoor and outdoor application.

- 8 safety sign designs to choose from
- High quality, solid aluminium plate construction
- Various mounting options available
- Compliant to ISO 1070 & EN 3864
- Can be drilled to suit various securing methods



KEE SIGNS can be fixed using various different methods. We offer a kit suitable for attaching to metal roofing, code SIGNLBFP1, which contains rivets, screws and an aluminium 'L' bracket. This bracket can also be used in conjunction with suitable standing seam clamps. Also available is a PVC plastic base, code SIGNNBFP1, which can be attached to a flat roof using a suitable adhesive.



Kee Signage Placement Guidelines

HSG33 Health and Safety in roof work regulations extracts - taken from hse.gov.uk

A risk assessment made under the Management of Health and Safety at Work Regulations 1999 is likely to require signs warning of the hazard and prohibiting access except under controlled conditions, e.g. governed by a permit-to-work regime

197 "...Such signs should be durable, securely fastened and properly maintained. Any signs used should meet the requirements of the Health and Safety (Safety Signs and Signals) Regulations 1996.20"

The method statement should cover the following areas: "...making sure that warning signs are displayed on existing roofs, particularly at roof access points"

The Health and Safety (Safety Signs and Signals) Regulations 1996 - taken from hse.gov.uk

14. The Regulations require employers to ensure that safety signs are provided (or are in place) and maintained in circumstances where there is a significant risk to health and safety that has not been removed or controlled by other methods. This is only appropriate where use of a sign can further reduce the risk. The other methods may include engineering controls or safe systems of work and may be required under other relevant legislation. Safety signs are not a substitute for those other methods of control.

Kee Signage Placement Guidelines

The Health and Safety (Safety Signs and Signals) Regulations 1996 continued. - taken from hse.gov.uk
15. In determining when and where to use safety signs, employers must take into account the results of the risk assessment made under the Management of Health and Safety at Work Regulations 1999 (the Management Regulations). This assessment should identify hazards, the risks associated with those hazards, and the control measures to be taken. When those control measures have been put in place there may be a significant 'residual' risk such that employees must be warned of any further measures necessary. Safety signs should be used if they will help to further reduce this residual risk. If the risk is not significant there may be no need to provide a sign.

16. These Regulations make it clear that safety signs are not a substitute for other means of controlling risks to employees; safety signs are to warn of any remaining significant risk or to instruct employees of the measures they should take in relation to these risks. For example, in some workplaces there may be a risk of foot injury despite taking measures to control the risk and it may be appropriate to remind staff using the sign indicating that wearing foot protection is mandatory.

Part I Minimum requirements concerning safety signs and signals at work

2.1.3 Places where there is a risk of colliding with obstacles or of falling must be permanently marked with a safety colour and/or with signboards.

5.1.1 the placing of too many signs too close together should be avoided;

6 Depending on requirements, signs and signalling devices must be cleaned, maintained, checked, repaired, and if necessary replaced on a regular basis to ensure that they retain their intrinsic and/or functional qualities.

7 The number and positioning of signs or signalling devices to be installed will depend on the extent of the hazards or dangers or on the zone to be covered.



2 Conditions of use

2.1 Signboards are in principle to be installed at a suitable height and in a position appropriate to the line of sight, taking account of any obstacles, either at the access point to an area in the case of a general hazard, or in the immediate vicinity of a specific hazard or object and in a well-lit and easily accessible and visible location.

Part V Minimum requirements governing signs used for obstacles and dangerous locations, and for marking traffic routes

1 Signs for obstacles and dangerous locations

1.1 Places where there is a risk of colliding with obstacles, of falling or of objects falling should be marked with alternating yellow and black, or red and white stripes in built-up zones in the undertaking to which workers have access during their work.

SAFESITE
A KEE SAFETY COMPANY

Safesite Limited
Safesite House
Priestley Way
Crawley, West Sussex
RH10 9NA

Tel: 01293 529977
Fax: 01293 531166

Email: info@safesite.co.uk
Website: www.safesite.co.uk